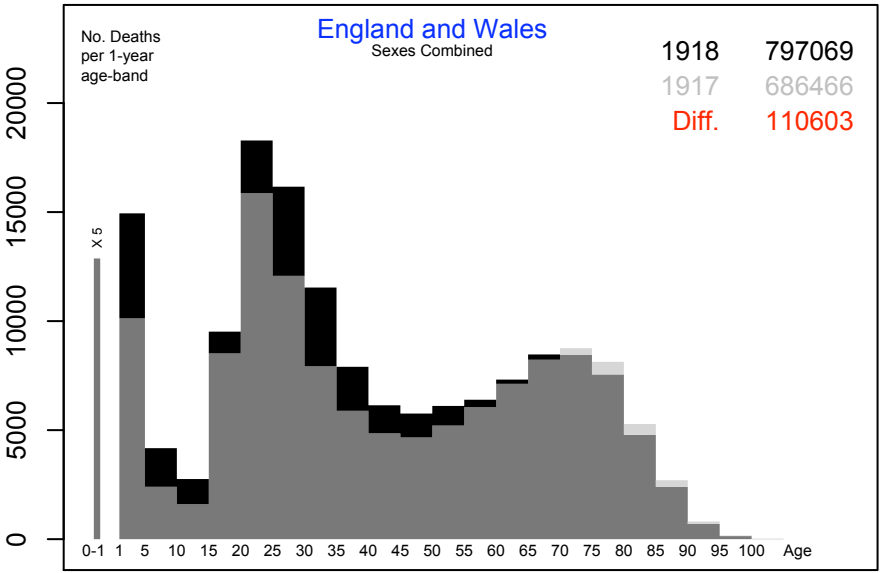
England and Wales
Sexes Combined
No. Deaths per 1-year age-band
1918 797069
1917 686466
Diff. 110603
X 5
0 5000 10000 15000 20000
0-1 1 5 10 15 20 25 30 35 40 45 50 55 60 65 70 75 80 85 90 95 100 Age

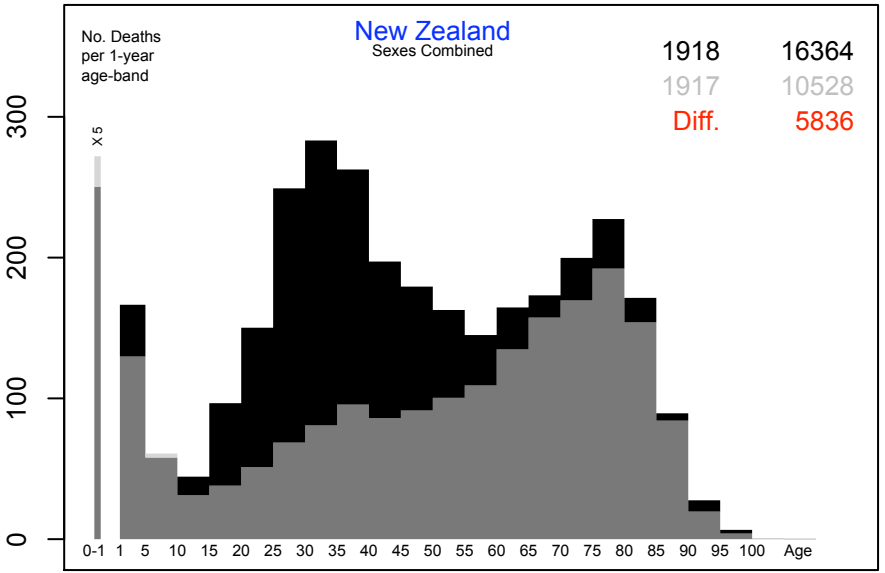
New Zealand
Sexes Combined
No. Deaths per 1-year age-band
1918 16364
1917 10528
Diff. 5836
X 5
0 100 200 300
0-1 1 5 10 15 20 25 30 35 40 45 50 55 60 65 70 75 80 85 90 95 100 Age

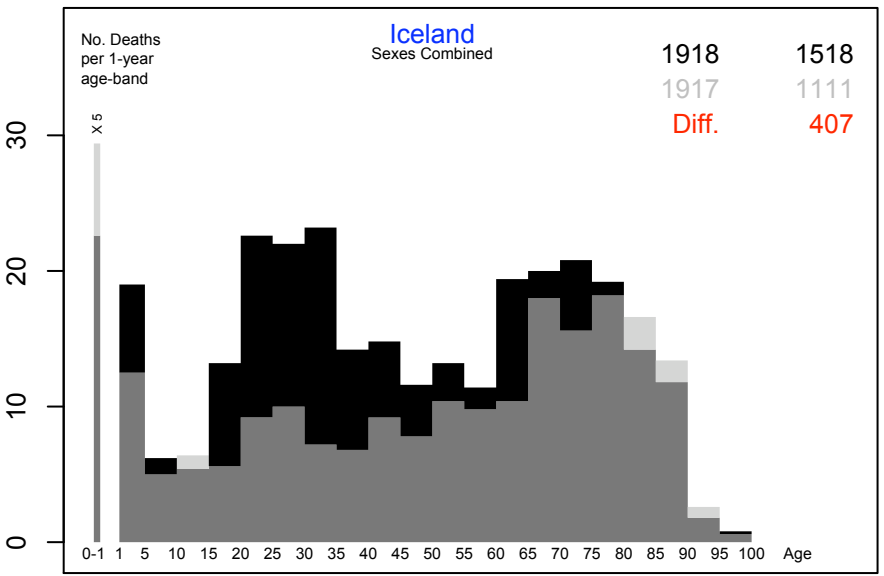
Iceland
Sexes Combined
No. Deaths per 1-year age-band
1918 1518
1917 1111
Diff. 407
X 5
0 10 20 30
0-1 1 5 10 15 20 25 30 35 40 45 50 55 60 65 70 75 80 85 90 95 100 Age

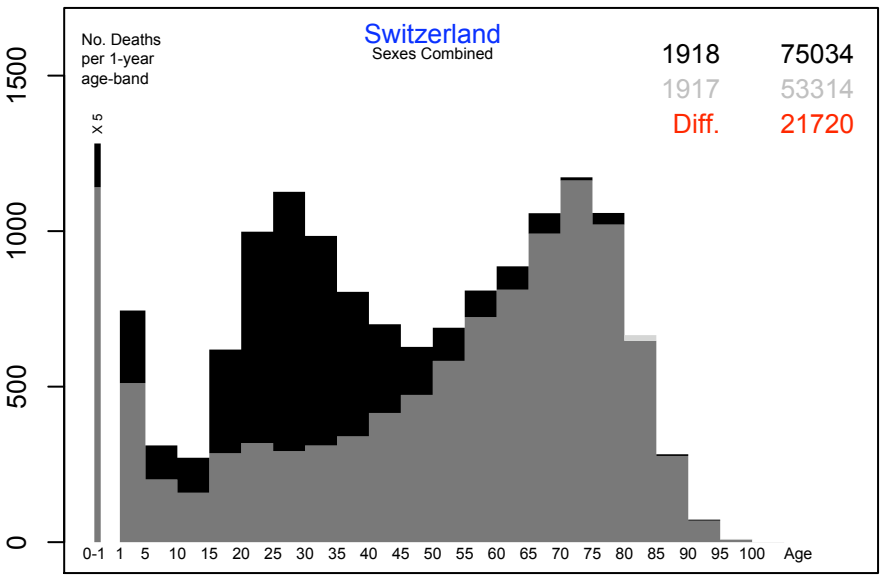
Switzerland
Sexes Combined
No. Deaths per 1-year age-band
1918 75034
1917 53314
Diff. 21720
X 5
0 500 1000 1500
0-1 1 5 10 15 20 25 30 35 40 45 50 55 60 65 70 75 80 85 90 95 100 Age